

Narrative Comments:

1. The Roosevelt and Franklin Modernization projects continue with construction activity both inside and outside of the buildings. Budgets and schedules continue to be closely monitored.
2. Faubion School construction is proceeding on schedule. The higher than expected contract award and some unforeseen underground conditions have challenged the budget.
3. A board resolution is being prepared to move BOE contingency budget to replenish program reserves.
4. Master Planning efforts at Benson, Lincoln and Madison are now complete and presentations have been made to the BOE Bond Sub-committee. Final deliverable products are scheduled to be received by OSM no later than the end of July 2016.
5. The Grant Modernization Team now includes Anderson/Colas as the CM/GC who is under contract for preconstruction services.

Color Key	
	Good
	Concerns
	Difficulty

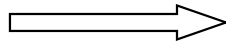
Overall Perspective

Perspective	Perform
Budget	
Schedule	
Stakeholders	
Equity	
Average	

2012 Bond Projects


Grant HS	Roosevelt HS	Franklin HS	Faubion K8	Improvements 2015	Improvements 2016	Improvements 2017	Marshall Campus	Tubman			Program Contingency	Program Mgmt
----------	--------------	-------------	------------	-------------------	-------------------	-------------------	-----------------	--------	--	--	---------------------	--------------

Overall Project Performance




Perspective

Budget




Perspective

Schedule





Perspective

Stakeholders



Perspective

Equity



Narrative Comments:

1. Faubion continues to roll through construction. The overall contingency is tight but costs have been managed well to date. No immediate cost issues are on the horizon.

2. Roosevelt is in the midst of its busiest construction phase. Crews are preparing for students in the new facilities while also beginning demolition of the interior of phase 2. Urgent needs as phase 1 completes as well as unforeseen issues caused by opening 100-year old walls makes for a challenging cost environment. The project team is keeping a close eye on all areas.

3. Franklin has encountered the most cost challenges to date. The project is still on schedule for opening in fall 2017, but the overall costs will exceed the current project budget. Program contingency will be necessary to backfill project expenses.

4. IP2017 has moved into design without the benefit of additional escalation (provided to all projects to date). Lack of escalation funding and historical cost

Color Key	
	Good
	Concerns
	Difficulty

Budget Perspective

Strategic Obj.	Perform
A	
B	
C	
D	
Average	

2012 Bond Projects

Grant HS	Roosevelt HS	Franklin HS	Faubion K8	Improvements 2015	Improvements 2016	Improvements 2017	Marshall Campus	Tubman			Program Contingency	Program Mgmt
----------	--------------	-------------	------------	-------------------	-------------------	-------------------	-----------------	--------	--	--	---------------------	--------------



Strategic Objectives	Performance Measures	Performance Targets
----------------------	----------------------	---------------------

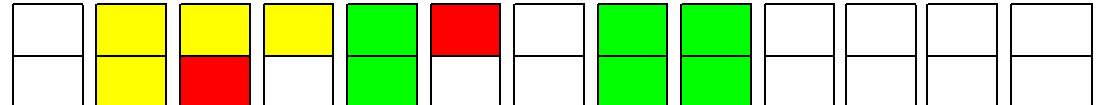
Objective A Project Budget and Scope Aligned	1	Initial Cost Estimate of Approved Scope	≥ 10% Contingency Available
	2	Master Plan	Within Budgeted Amount



Objective B Planning & Design Costs within Budget	3	Projected Total P & D Costs	Within Budgeted Amount
------------------------------------------------------	---	-----------------------------	------------------------



Objective C Construction Costs within Budget	4	Construction Cost Award Price or GMP	Within Budgeted Amount
	5	Construction Cost Current Estimate thru 50% complete	>5% project level contingency



Objective D Project within Budget	6	Total Project Costs Within Budgeted Amount	Within Budgeted Amount
--------------------------------------	---	--------------------------------------------	------------------------



Narrative Comments:

1. Although construction is rapidly progressing at Roosevelt High School, OSM is considering an adjustment to the phasing plan to enhance student safety.
2. Franklin High School's schedule remains very challenging.
3. Faubion continues to be on schedule and proceeding very well.
4. Grant HS design timeline remains constant for a Design Development completion in October 2016.
5. IP2016 work has begun as planned. A significant modification has already been initiated to mitigate multiple unforeseen conditions with the Cleveland HS roof. All 7 schools are still expected to open on schedule.
6. Oh Planning and Design has been selected as the design firm for IP2017. The start of this design was delayed when it was pulled from the BOE

Color Key	
	Good
	Concerns
	Difficulty



Strategic Obj.	Perform
A	
B	
C	
D	
Average	

Strategic Objectives	Performance Measures	Performance Targets
----------------------	----------------------	---------------------

2012 Bond Projects

Grant HS	Roosevelt HS	Franklin HS	Faubion K8	Improvements 2015	Improvements 2016	Improvements 2017	Marshall Campus	Tubman				
----------	--------------	-------------	------------	-------------------	-------------------	-------------------	-----------------	--------	--	--	--	--

--	--	--	--	--	--	--	--	--	--	--	--	--

Objective A Establish Schedule Target & Strategy	1	Occupancy Date Goal Established	
	2	Project Execution Strategy Developed	
	3	Overall Project Schedule Established	

--	--	--	--	--	--	--	--	--	--	--	--	--

Objective B Planning, Permitting & Design Phases on Schedule	4	Design Contract Award	Green = < 0 weeks impact on scheduled design completion date. Yellow = 0 - 4 weeks Red > 4 weeks
	5	Schematic Design Completed	
	6	Design Development Completed	
	7	Land Use Permit Approved	
	8	Construction Contract Documents	
9	Building Permit Approved		

--	--	--	--	--	--	--	--	--	--	--	--	--

Objective C Construction on Schedule	10	Prime Contract Notice to Proceed	Green = < 0 weeks impact on scheduled construction completion date. Yellow = 0 - 4 weeks; Red > 4 weeks
	11	Construction Started	
	12	Substantial Completion Date	

--	--	--	--	--	--	--	--	--	--	--	--	--

Objective D Meet Occupancy / Completion Schedule Target	13	FF&E Ordered	Same as Objective C
	14	FF&E Delivered and Installed	
	15	Projected Occupancy Date	

Projected Occupancy Dates

09/19	09/17	09/17	09/17	09/15	09/16		12/14	08/15				
-------	-------	-------	-------	-------	-------	--	-------	-------	--	--	--	--

Narrative Comments:

1. Feedback continues to be largely positive. Towards the end of this summer we should start receiving more feedback and projects progress through design and construction phases.

Color Key	
	Good
	Concerns
	Difficulty

Stakeholder Perspective

Strategic Obj.	Perform
A	
B	
C	
Average	

2012 Bond Projects

Grant HS	Roosevelt HS	Franklin HS	Faubion K8	Improvements 2015	Improvements 2016	Improvements 2017	Marshall Campus	Tubman				
----------	--------------	-------------	------------	-------------------	-------------------	-------------------	-----------------	--------	--	--	--	--

Strategic Objectives	Performance Measures	Performance Targets
----------------------	----------------------	---------------------

--	--	--	--	--	--	--	--	--	--	--

Objective A Meets Educational Needs	1	Project Scope Meets Educational Needs	Green: Rating of ≥ 4.0 (1 - 5 scale)
	2	Design Meets Educational Needs	Yellow: 3.0 - 4.0
	3	Construction Meets Educational Needs	Red: < 3.0

--	--	--	--	--	--	--	--	--	--	--

Objective B Meets Maintenance / Facility Needs	4	Project Scope Meets Maint. / Facility Needs	Green: Rating of ≥ 4.0 (1 - 5 scale)
	5	Design Meets Maint. / Facility Needs	Yellow: 3.0 - 4.0
	6	Construction Meets Maint. / Facility Needs	Red: < 3.0

--	--	--	--	--	--	--	--	--	--	--

Objective C Design Advisory Group (DAG) Needs	7	Master Planning: Scope Meets DAG Needs	Green: Rating of ≥ 4.0 (1 - 5 scale)
	8	Design Meets DAG Needs	Yellow: 3.0 - 4.0;
	9	Construction Meets DAG Needs	Red: < 3.0

--	--	--	--	--	--	--

Narrative Comments:

- OSM has transitioned to the district wide business equity tracking system (B2G), total certified business tracking for OSM is 12.3%.
- Workforce equity continues to be a positive story. The program is tracking at 23% overall. Should be receiving update data (including on IP2016) soon.
- OSM is well exceeding all student participation goals and only halfway through the year. Over this summer we will have 10 interns working on various projects.

Color Key	
	Good
	Concerns
	Difficulty



Strategic Obj.	Perform
A	
B	
C	
Average	

2012 Bond Projects

Grant HS	Roosevelt HS	Franklin HS	Faubion K8	Improvements 2015	Improvements 2016	Improvements 2017	Marshall Campus	Tubman					Program Mgmt

Strategic Objectives	Performance Measures	Performance Targets
----------------------	----------------------	---------------------

Objective A Meets Aspirational MWESB	1	Project objectives established	
	2	Consultants - % of payments made to MWESB owned	Green: MWESB >18% Yellow: MWESB >10%
	3	Contractors - % of payments made to MWESB owned	Red: MWESB <10%

Objective B apprenticable trade participation	4	Project objectives established >\$200k contracts	Green: participation >20% Yellow: participation >10% Red: participation <10%
	5	Contractors % of labor hours/apprenticable trade	

Objective C Meets student participation	6	Project objectives established >\$100k contracts	Per AD
	7	Tier 1 - Group Activities EG: career fairs, guest speakers	Green: students > 500 Yellow: students > 100 Red: students < 100
	8	Tier 2 - 1-on-1, Short-Term Activities EG: job shadows, mock interviews	Green: students > 50 Yellow: students > 20 Red: students < 20
	9	Tier 3 - 1-on-1, Long-Term Activities EG: internships	Green: students > 10 Yellow: students > 5 Red: students < 5

2013	2014	2015	2016	2017	2018	2019	2020